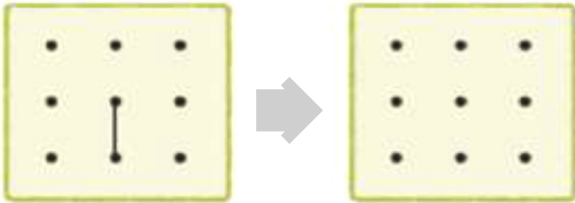

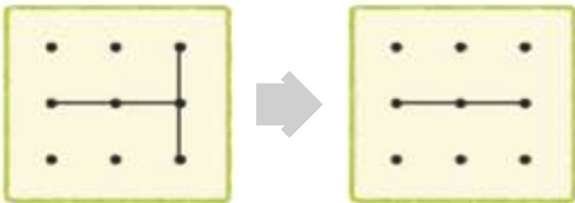
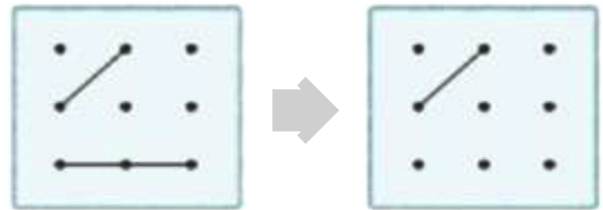


① Draw the missing lines on the right to make the figure match the one on the left.

(a)



(b)



② Follow the path that passes through the smaller number of each pair.



③ Count the number of each object and write the correct numbers in the boxes.

(a)




(b)






④ Write the correct numbers in the blank spaces.




⑤ Fill in the missing numbers.



⑥ Which side has more dots? Put a ✓ below the side that has more.

(a)



(b)




⑦ Write the correct number. Then put a ✓ below the side that has fewer.

(a)



(b)



⑧ Circle the ball on the right that is bigger than the one on the left.

